

# Northwest Georgia Regional Plan Update

[www.nwgrc.org](http://www.nwgrc.org)





# The Northwest Georgia Regional Commission

The Northwest Georgia Regional Commission provides planning, economic development services and administers the Area Agency on Aging and the Workforce Investment and Opportunities Act for the fifteen counties and forty- nine cities of Northwest Georgia. [www.nwgrc.org](http://www.nwgrc.org)

We are governed by our NWGRC Council which is the Steering Committee that oversees the Regional Plan Update.

**Deadline: June 30, 2019**



# Northwest Georgia Regional Plan

- We are seeking Public and Stakeholder Input through Meetings, a Regional Survey, and Interviews
- Immediate Needs and Long Term Opportunities
  - Economic Development
  - Transportation
  - Housing
  - Broadband and Others
- Map areas of growth and conservation
- The Plan Update materials are at [www.nwgrc.org](http://www.nwgrc.org)



# Northwest Georgia Data

## How Many People in the Region?

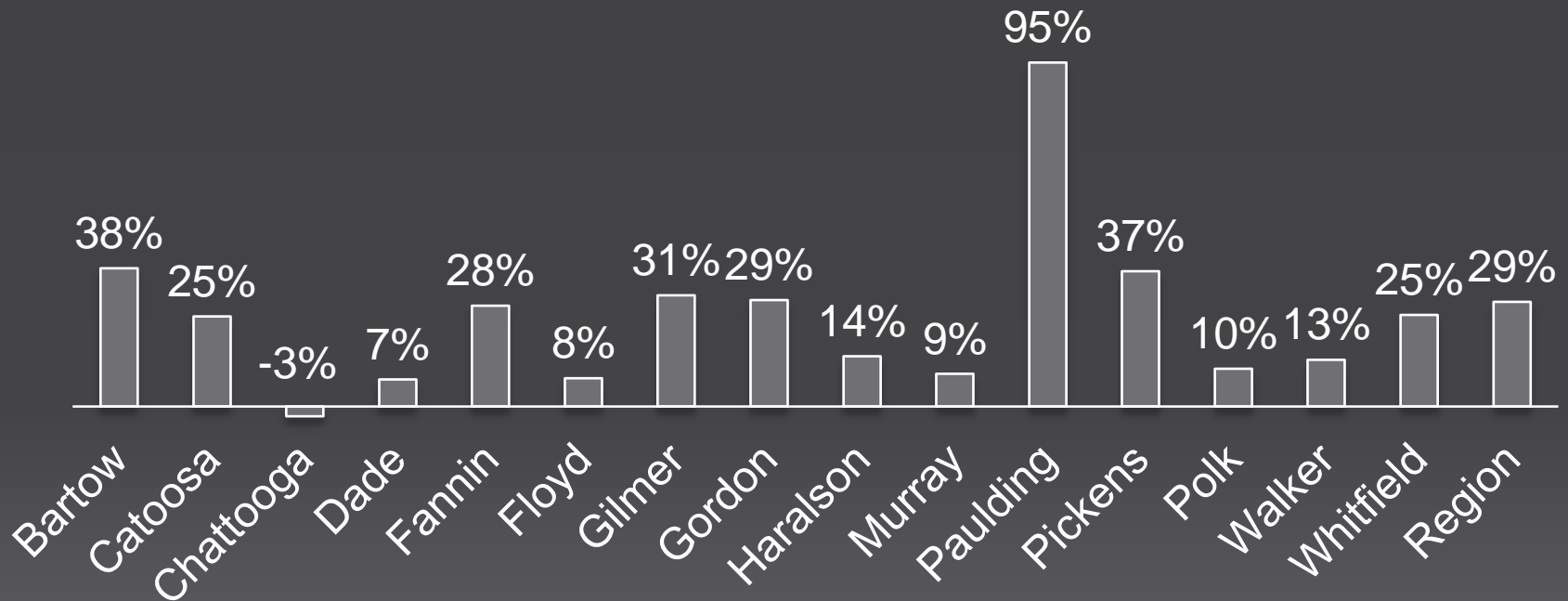
- 500,000
- 950,000
- 874,340

*2017 American Community Survey est.*



# Population Growth of NWGRC Counties, 2000-2017.

□ 2000-2017

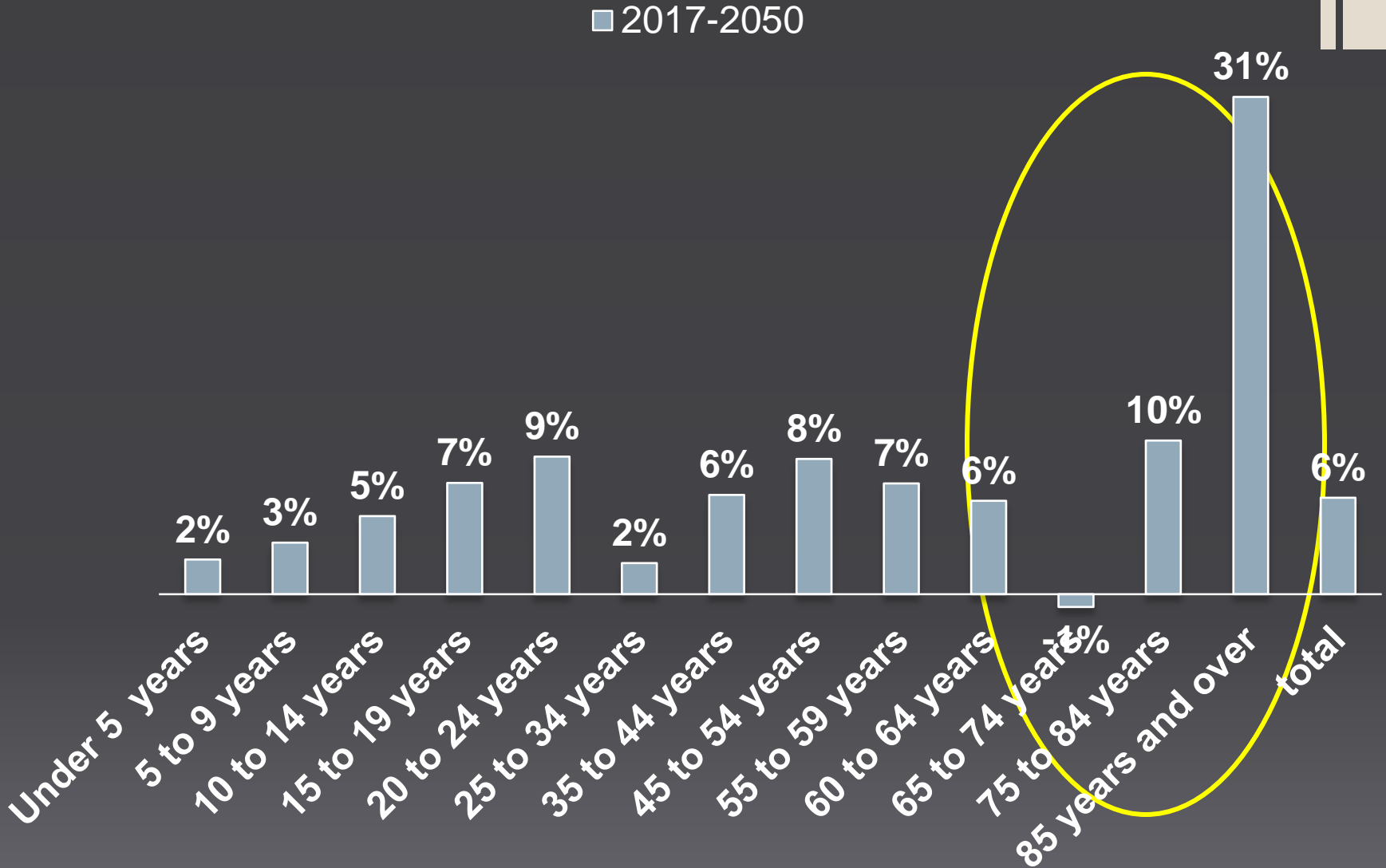


*2017 American Community Survey est.*



# Population Projection by Age, 2017-2050

Northwest Georgia Regional Commission | www.nwgrc.org

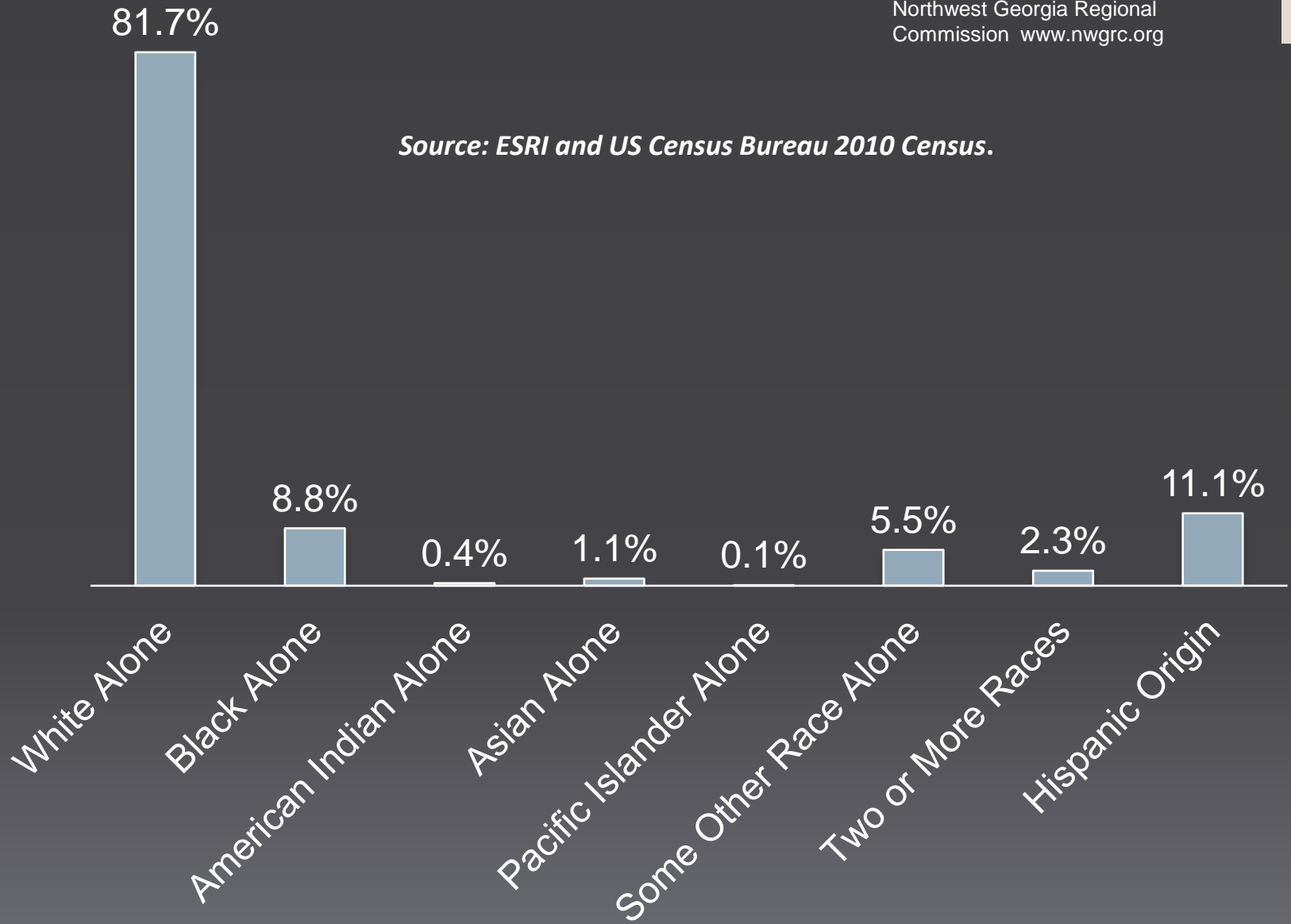


Source: Georgia Office of Population and Budget.

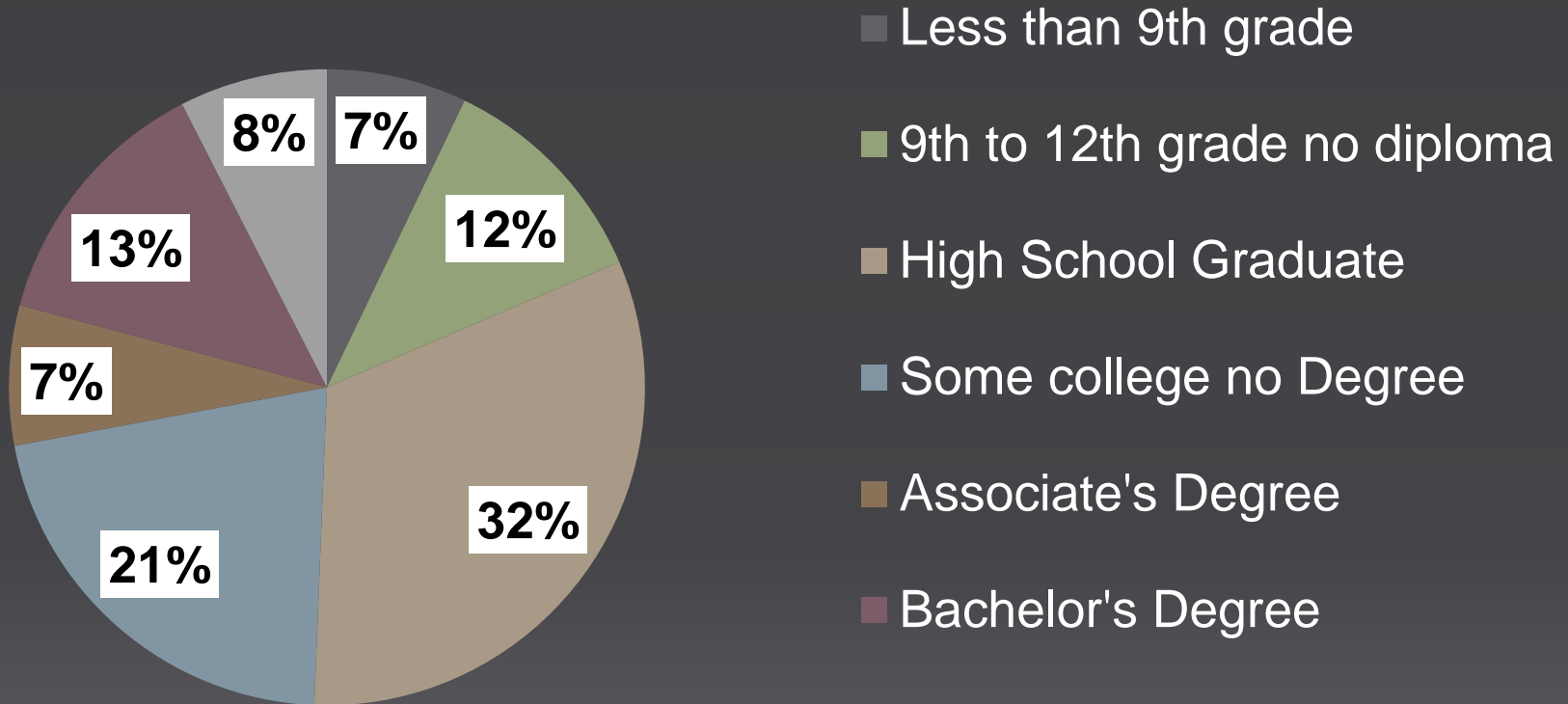
# Race and Ethnicity, Northwest Georgia

Northwest Georgia Regional  
Commission [www.nwgrc.org](http://www.nwgrc.org)

Source: ESRI and US Census Bureau 2010 Census.



## Educational Attainment in Region, 25 Years and Older

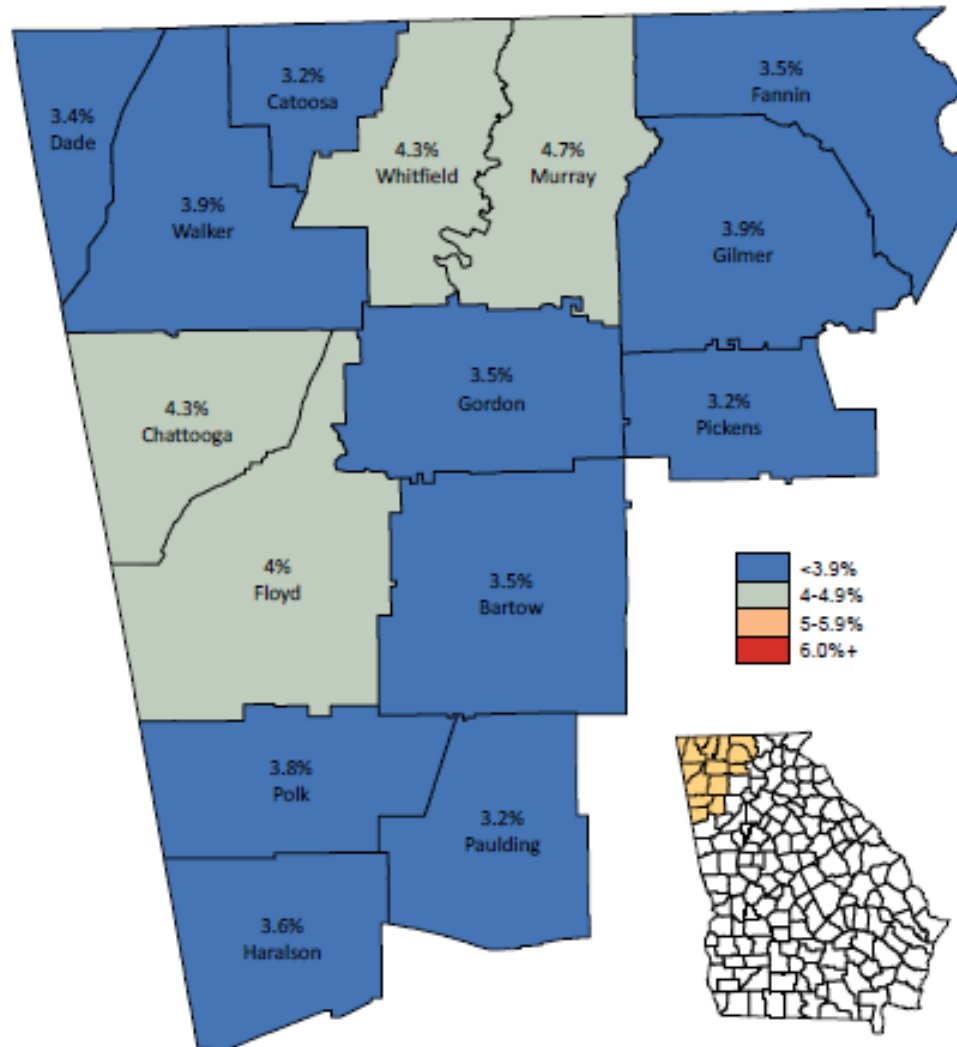


Source: American Community Survey, 2016.





# Unemployment Statistics in Northwest Georgia October 2018



Source: Georgia Department of Labor,  
Workforce Statistics & Economic Research.  
Map prepared by the Northwest Georgia  
Regional Commission.



## Employment

- **Manufacturing:** 2,695 firms; av. Weekly wage **\$932**
- **Services:** 11,350 firms; av. Weekly wage **\$709**
- **Average Annual Wage:** \$39,764

*Source: Georgia Department of Labor Area Profile, 2018*

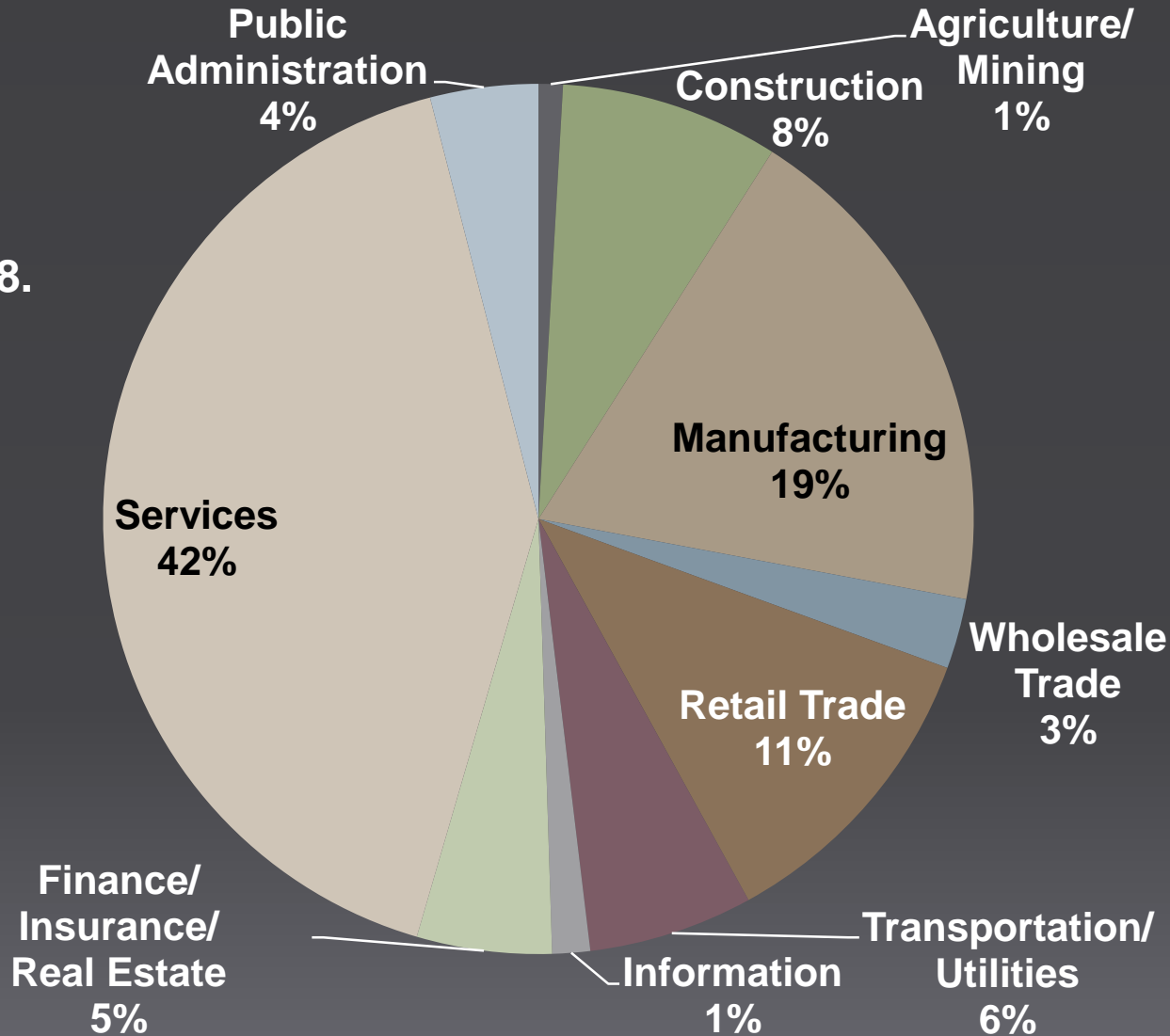


## Top Ten Largest Employers

- **Engineered Floors, LLC**
- **Floyd Healthcare Mgmt, LLC**
- **Hamilton Medical Center, Inc.**
- **Lowe's Home Centers, LLC**
- **Mohawk Carpet Distribution, LP**
- **Mt. Vernon Mills, Inc.**
- **Roper Corporation**
- **Shaw Industries Group, Inc.**
- **Toyo Tire N. America Mfct. Inc.**
- **Walmart**



# Employment by Industry, 2018.



Source: U.S. Census Bureau, Census 2010 Summary File 1. ESRI forecasts for 2018, 2023



# Area Profile for NW Georgia Local Workforce Development Area

## Income Distribution Table

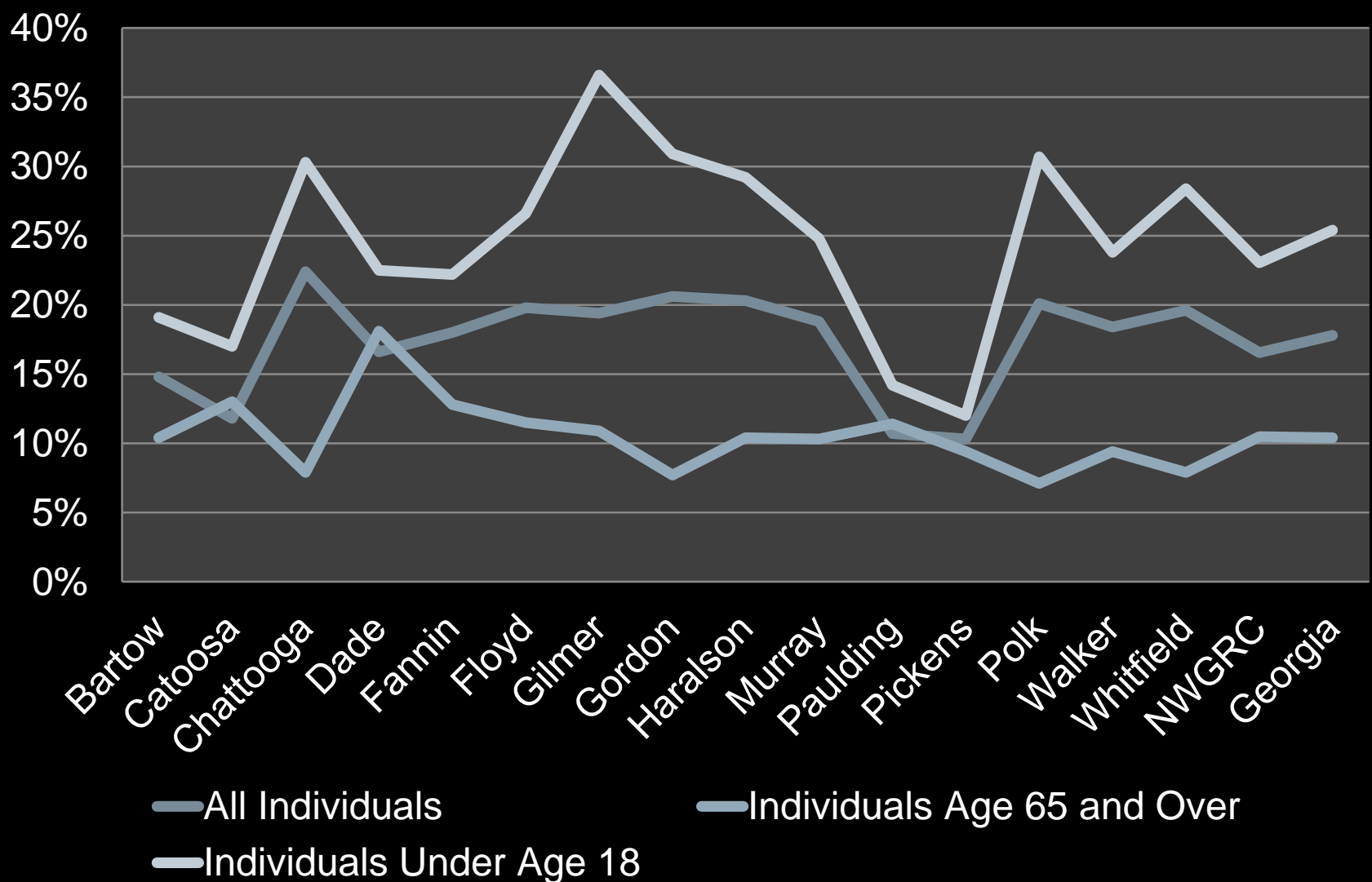
**Highest 2011 BEA - Total Personal Income - BEA in Georgia.**

Rank	Area Name	Income
1	Atlanta Regional Local Workforce Development Area	\$59,901,642,000
2	City of Atlanta Local Workforce Development Area	\$54,555,649,000
3	Fulton County Local Workforce Development Area	\$54,555,649,000
4	Cobb County Local Workforce Development Area	\$32,033,629,000
5	DeKalb County Local Workforce Development Area	\$28,178,781,000
6	<b>NW Georgia Local Workforce Development Area</b>	<b>\$25,846,396,000</b>
7	Coastal GA Local Workforce Development Area	\$23,153,560,000
8	Georgia Mountains Local Workforce Development Area	\$20,946,492,000
9	Northeast GA Local Workforce Development Area	\$17,774,777,000
10	West Central GA Local Workforce Development Area	\$14,889,229,000

*Source: BEA - Total Personal Income - BEA*



# Poverty Status of Individuals, 2016.



Source: US Census Bureau, American Community Survey

# Housing Occupancy

- Total Houses                      314,244
- Owner Occupied                      71.7%
- Renter Occupied                      28.3%
- Vacancy rate: 14.5%

Source: 2010 Census, 2014 American Community Survey



# Housing Characteristics

- Av. Value Owner Occupied: \$118,987  
NWGRC; \$148,000 GA
- Median Gross Rent: \$713 NWGRC; \$874  
GA
- Paying 35%+ income for Housing: 18.8%  
owners; 39.8% of renters
- Housing stock built prior to 1970: 24.3%